



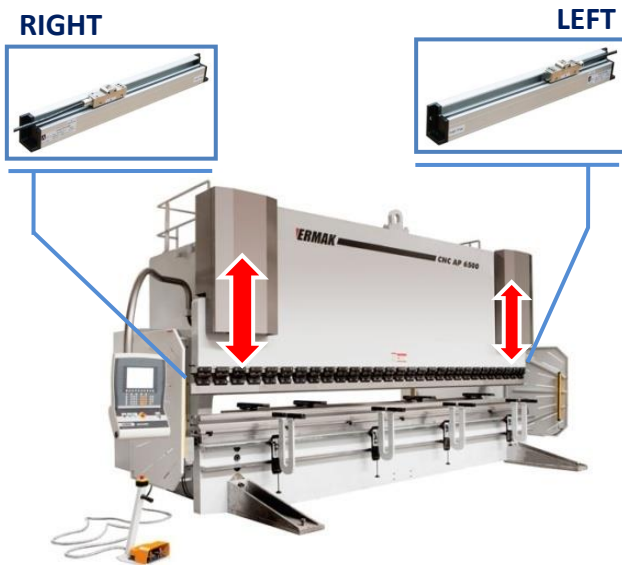
- Self-bearing integrated ball system
- Magnetic measurement
- Contactless / non-friction system
- High tolerance to vibration and shocks
- Easy mounting with wide mounting tolerances
- Stroke up to 4 meters
- Resistant to dust, oil and moisture
- Robust aluminum body
- Excellent Stability
- IP67 Protection Class
- Compatible with Delem, Cybelec, ESA and STEP

The MLC 410 system measures without contact and the incremental encoder gives the output signal as a pulse.

The MLC 410 series is equipped with 4 roller bearings against counter vibrations, specially designed especially for press brakes. Due to excellent bearing, it is possible to prevent any mistakes that may occur during vibration measurement.

It is used to control right and left hydraulic cylinders to provide synchronization in press brakes.

It can also be used for applications with vibrations other than press brakes.



### Technical Specifications

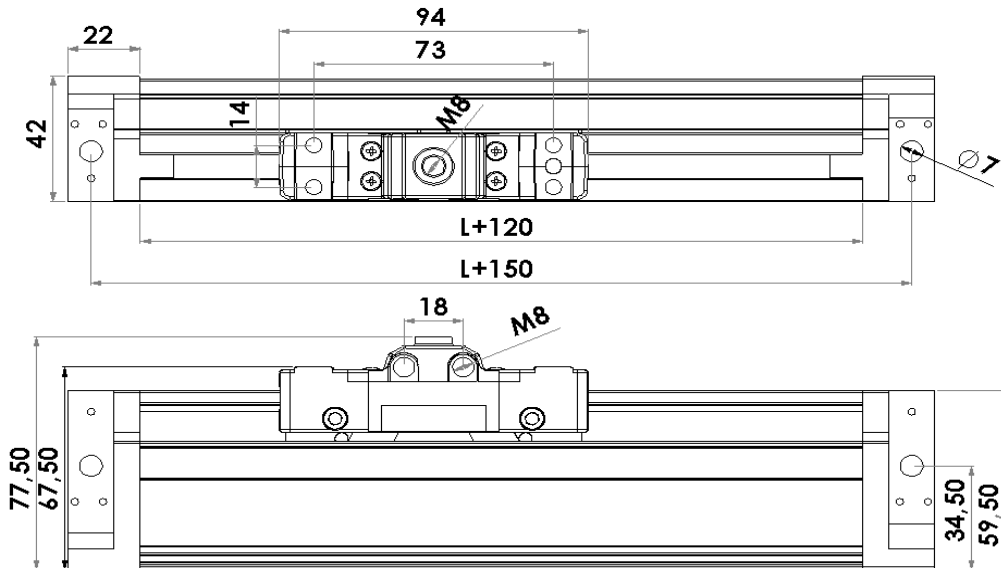
<b>Resolution</b>	5µm, 10µm, 25µm, 50 µm, 62.5µm, 100µm (Or on request)
<b>Measuring Principle</b>	Magnetic
<b>Output Type</b>	Push-Pull or TTL RS422 Line Driver
<b>Output Signals</b>	A, /A, B, /B, Z, /Z
<b>Input Current</b>	40 mA/per channel max.
<b>Output Current</b>	40 mA/per channel max.
<b>Power Supply</b>	PPL:10..30 VDC or TTL:5 VDC
<b>Body Material</b>	Sensor: Nickel Plated Aluminum Scale Profile: Anodized Aluminum
<b>Electrical Connection</b>	D-Sub 9 Pin socket, 5 or 8 x 0,14 mm <sup>2</sup> shielded cable
<b>Magnetic Tape</b>	B5
<b>Operating Speed</b>	3 m/s
<b>Repeatability</b>	± 1 pulse
<b>Operating Temperature</b>	-25 to +85°
<b>Protection Class</b>	IP67
<b>Compatible Systems</b>	ESA, DELEM, CYBELEC

### Standard Stroke Lengths (mm)

100	120	150	170	200	220	250	270	300	320
350	370	400	420	450	470	500	520	550	570
600	650	700	750	800	850	900	950	1000	1100
1200	1300	1400	1500	1600	1700	1800	2000	3000	4000

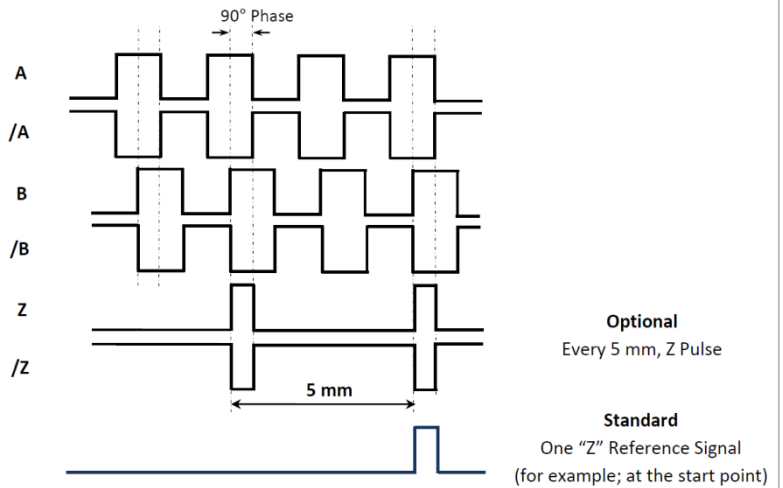
Please inquire us for the other strokes.

## Mechanical Dimensions



## Electrical Connections

SIGNAL	CABLE COLOR	D-SUB 9 PIN / SOCKET PIN NO
A	Yellow	1
/B	White	2
+V	Red	3
0V	Black	4
/A	Blue	5
B	Green	6
/Z	Grey	7
Z	Pink	8
-	Shield	9



## Order Details

### Magnetic Tape

B5

### Power Supply and Output

TTL : 5VDC Supply Voltage,  
5 VDC TTL RS422 Line Driver Signal Output  
PP : 10...30 VDC Supply Voltage,  
10...30 VDC Push-Pull Signal Output  
HTL : 10...30 VDC Supply Voltage,  
5 VDC TTL RS422 Line Driver Signal Output  
HPL : 5...30 VDC Supply Voltage,  
5...30 VDC Push-Pull Signal Output

### Cable Length

3M : 3 meters  
3.5M : 3,5 meters  
4M : 4 meters  
5M : 5 meters  
6M : 6 meters  
7M : 7 meters  
8M : 8 meters  
9M : 9 meters  
10M : 10 meters  
15M : 15 meters  
\* Please ask for other options

### Measuring Stroke

See standard stroke lengths table, contact for other stroke lengths.

Model	Resolution	Signal Output Type	Sensor Type	LEFT / RIGHT
MLC410	05 : 5µm   10 : 10µm 25 : 25µm   50 : 50µm 62 : 62,5µm   100 : 100µm	2 : A, B 3 : A, B, Z 4 : A, /A, B, /B 6 : A, /A, B, /B, Z, /Z	C : PUR Cable S : Spiral	L : Left R : Right

## Atek Elektronik Sensör Teknolojileri Sanayi ve Ticaret A.Ş.



Gebze OSB, 800. Sokak, No:814 Gebze/KOCAELİ/TURKEY  
Tel: +90 262 673 76 00 Fax: +90 262 673 76 08  
[www.ateksensor.com](http://www.ateksensor.com) [info@ateksensor.com](mailto:info@ateksensor.com)